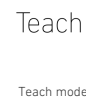
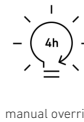



# IS 345 MX Highbay

PF - surface, sq.  
EAN 4007841 010522  
Article number 010522



## Function description

Surveillance on the highest level. Infrared motion detector IS 345 MX Highbay for indoors, ideal for large heights in depots, high-bay warehouses, machine shops, check-in areas and departure lounges, installation height 14 m, detection zone 30 x 4 m (radial), large terminal compartment for easy installation, heavy-duty relay for high switching capacity. Available as square surface-mounted and concealed version.

## Technical specifications

Dimensions (L x W x H)	65 x 95 x 95 mm	LED lamps > 8 W	600 W
Manufacturer's Warranty	5 years	Capacitive load in $\mu\text{F}$	176 $\mu\text{F}$
Settings via	Remote control, Potentiometers, Smart Remote	Technology, sensors	passive infrared, Light sensor
With remote control	No	Mounting height	4,00 – 16,00 m
Version	PF - surface, sq.	Mounting height max.	16,00 m
PU1, EAN	4007841010522	Optimum mounting height	12 m
Type	Motion detectors	Detection angle	Aisle, 360 °
Application, place	Indoors	Angle of aperture	90 °
Application, room	high-bay warehouse, Indoors	Sneak-by guard	Yes
Colour	white	Capability of masking out individual segments	Yes
Colour, RAL	9003	Electronic scalability	No
Includes corner wall mount	No	Mechanical scalability	No
Installation site	ceiling	Reach, radial	30 x 4 m (120 m <sup>2</sup> )
Installation	Surface wiring, Ceiling	Reach, tangential	30 x 4 m (120 m <sup>2</sup> )
IP-rating	IP54	Switching zones	280 switching zones
Ambient temperature	-20 – 50 °C	Functions	Normal / test mode, Manual ON / ON-OFF

# IS 345 MX Highbay

PF - surface, sq.  
 EAN 4007841 010522  
 Article number 010522



## Technical specifications

Material	Plastic
Mains power supply	220 – 240 V / 50 – 60 Hz
Fluorescent lamps, electronic ballast	1500 W
Fluorescent lamps, uncorrected	1000 VA
Fluorescent lamps, series-corrected	400 VA
Fluorescent lamps, parallel-corrected	400 VA
Switching output 1, low-voltage halogen lamps	2000 VA
LED lamps < 2 W	100 W
LED lamps > 2 W < 8 W	300 W

Twilight setting	2 – 1000 lx
Time setting	5 sec – 15 min
Basic light level function	No
Main light adjustable	No
Twilight setting TEACH	Yes
Constant-lighting control	No
Interconnection	Yes
Type of interconnection	Master/master
Interconnection via	Cable

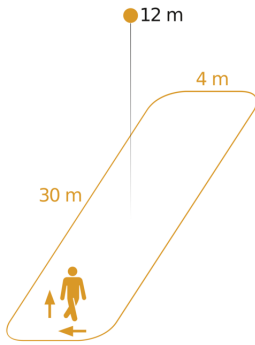
## Accessories

EAN 4007841 009151	Remote control Smart Remote
EAN 4007841 559410	Service remote control RC8
EAN 4007841 056711	Black cover for IR-sensors

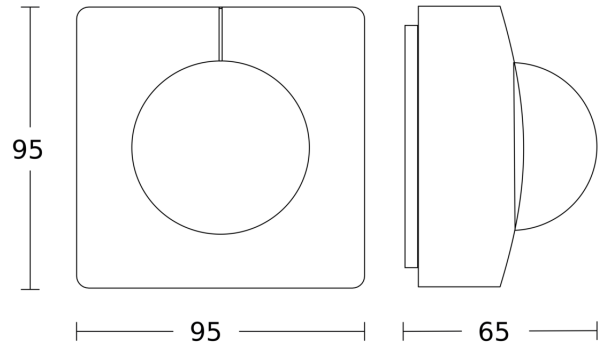
# IS 345 MX Highbay

PF - surface, sq.  
EAN 4007841 010522  
Article number 010522

## Detection Zone



## Dimension Drawing



Possible mounting height: 4,00 m - 16,00 m  
Orange: radial and tangential

## Master circuit diagram

